



SC Series Burners

**Low Emissions, Low Excess Air,
Staged Combustion**



Burner sizes: 50HP up to 700HP

Benefits Of The SC Low Emissions Burner



The new "SC" series burner from Webster Combustion combines the reliable and rugged burner technology Webster is known for with a new, patented staged combustion firing head. This new offering allows the user to operate with low emissions without the cost and expense of external Flue Gas Recirculation piping, or the maintenance issues associated


with surface combustion technology. The SC burner can achieve 30ppm NO_x levels while maintaining a very low O₂, which results in excellent efficiency, and can achieve as low as 7ppm NO_x levels with an increase in the O₂.

When combined with Webster's patented Temp-A-Trim™, the SC burner will maintain even lower excess air levels as operating conditions change, saving fuel and electricity and lowering maintenance costs. The SC burner is available for Scotch-Marine, Firetube, Firebox and other heaters.

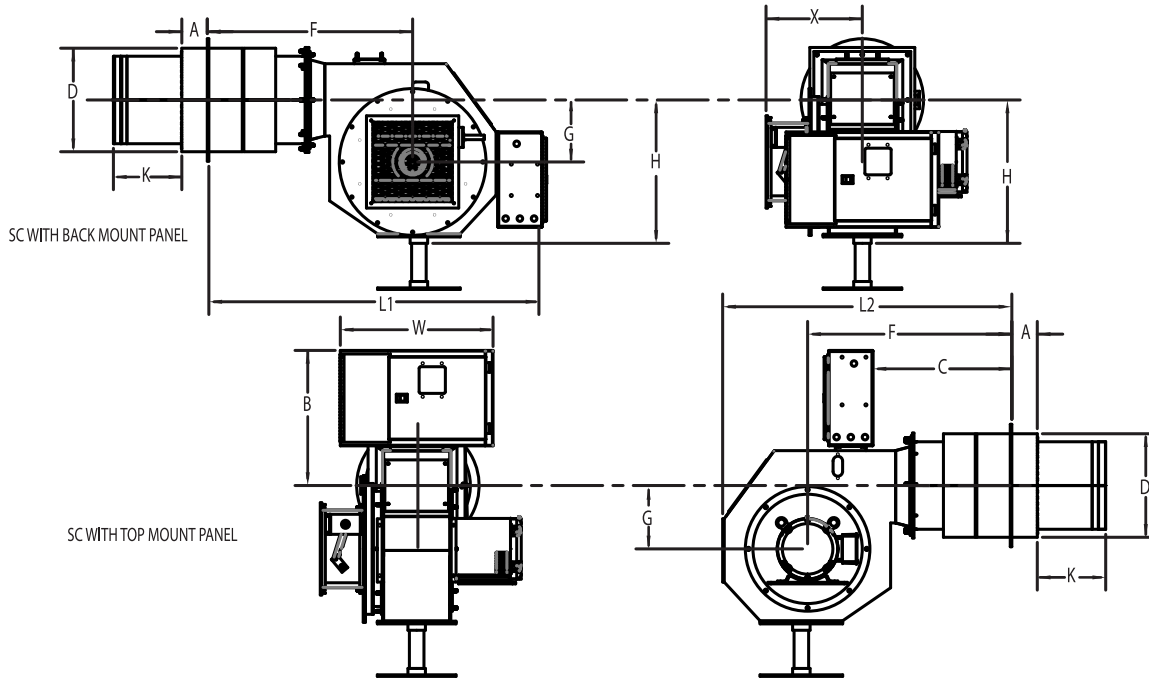
Contact your Webster representative today so they can show you how much you'll save by replacing your burner with a new Webster SC burner! Or visit www.webstercombustion.com to locate a sales office in your area.

SC Burner Features

- Excellent flame stability for reliable low NO_x performance
- Options for various NO_x level requirements
Gas - 30ppm, 15ppm, 7ppm
- Lower Excess Air requirements for extremely efficient operation
- No External Flue Gas Recirculation (FGR) required
- Configurable blower housing to match application requirements
- Field-proven ignition system
- Combustion air fan and motor are housed in a single assembly for easy removal and inspection
- Compatible for most types of boilers: Scotch-Marine Firetube, Flextube, Firebox, as well as thermal heaters and other vessels




SC Series Burner Arrangement



SC Series Burner Sizes

MODEL	Min Req'd Gas Press. (PSIG)	Std Gas Train Size	Max Firing Rate (MBH) STD		Fan Motor HP	DIMENSIONS (INCHES)										
			<30 PPM	<9 PPM		A*	B	C	D	F*	G	H	K	L1*	L2*	W
SC8-20	0.75	1.5"	3,300	2,900	2	2	19	15.7	7.9	22.3	6.6	15	10.8	38.4	30.9	24
SC10-30	0.75	2"	4,100	3,600	3	2	20	19	9.9	26	8.3	18.6	10.8	44.5	36.9	24
SC12-50	0.75	3"	5,300	4,700	5	2	21.2	16.8	12	27.3	9.7	22.5	10.8	47.9	40.5	24
SC12.3-75	0.75	3"	7,700	6,800	7.5	2	21.2	16.8	12.3	27.3	9.7	22.5	10.8	47.9	40.5	24
SC13-100	1	3"	11,700	10,300	10	2	21.2	16.8	13.7	27.3	9.7	22.5	10.8	47.9	40.5	24
SC13.8-150	1	3"	12,500	11,000	15	2	24.6	26.6	13.8	30.2	17.8	34.2	10.8	56.7	49.1	24
SC14-150	1	3"	14,300	12,600	15	2	24.6	26.6	14	30.2	17.8	34.2	10.8	56.7	49.1	24
SC15-150	1	3"	15,700	13,800	15	2	24.6	26.6	15.7	30.2	17.8	34.2	10.8	56.7	49.1	24
SC15.8-200	1	3"	16,600	14,600	20	2	24.6	26.6	15.8	30.2	17.8	34.2	10.8	56.7	49.1	24
SC16-200	1	3"	18,800	16,500	20	2	24.6	26.6	16	30.2	17.8	34.2	10.8	56.7	49.1	24
SC18-300	1.25	3"	21,600	19,000	30	2	27.6	41	18	38	24.2	43.7	10.8	468	60.4	24
SC20-300	1.25	3"	24,500	21,500	30	2	27.6	41	20	38	24.2	43.7	10.8	68	60.4	24
SC24-400	1.25	3"	30,400	26,700	40	2	27.6	41	20.4	38	24.2	43.7	10.8	68	60.4	24

* 2" Nose length is standard. May be different depending on vessel insertion depth. Data shown is for 1" furnace pressure. Contact Webster for data on other furnace pressures. All dimensions are for reference only. Webster reserves the right to change dimensions without notice.



The Better Burner.

619 Industrial Road, Winfield, KS 67156 / Phone: 620-221-7464 / Fax: 620-221-9447
www.webstercombustion.com / sales@webstercombustion.com